



# Safety Inspection Report

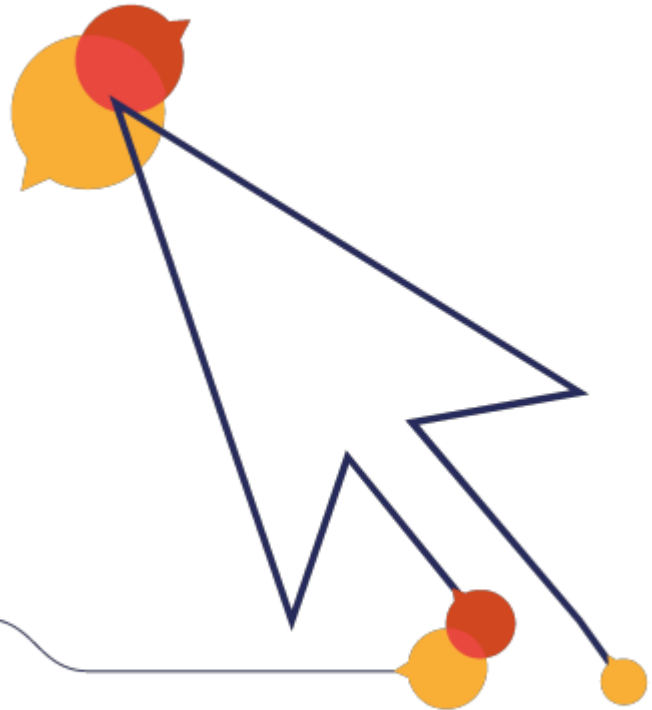
Annual Inspection

## Golberdon Play Area

---

South Hill Parish Council

22 April 2022



# Safety Inspection Report

## Annual Inspection

Site name: **Golberdon Play Area**  
Date of inspection: **22 April 2022**  
Inspector: **Steve Langsford**



## How to read your report

The assets on site are categorised as **Ancillary Items** or **Play Items**, and listed under those headings.

Each item is listed in the style shown in the image below, which contains labels to aid interpretation as follows:

- 1) The name of the asset
- 2) The manufacturer of the asset, if known,
- 3) The innate or default risk score of the asset, assuming it has no faults and complies with standards,
- 4) The actual risk score of the asset at the time of inspection, being the highest of the finding risks or the innate risk,
- 5) A statement about whether the item complies with the appropriate standards, including the names of those standards,
- 6) Details about findings, if any, including what is wrong (Description), what to do about it (Tasks), notes to aid understanding (Notes), and photograph(s) of the issue.

Primary Items

**Sample Asset Name** 1

Manufactured by Manufacturer Name 2

asset image here

Risk level: Low  
Potential risk score reduction: 1  
Remedial tasks: 1 3 4

Standards:  EN 1176-1:2017, EN 1176-2:2017  
The item and its surfacing (where applicable) meet with the requirements of the relevant standards. 5

Surface: Grass

**Finding** 6

Description  
Item is rusting in places.

Tasks  
Replace.

Note  
Two of the frame washers are rusting.

Finding Photos

asset image here      asset image here

Inspection 50080042594, Report produced on 18/12/2013 at 12:11:07

# Fencing



**Innate risk level**

**Actual risk level**

**Risk level:**

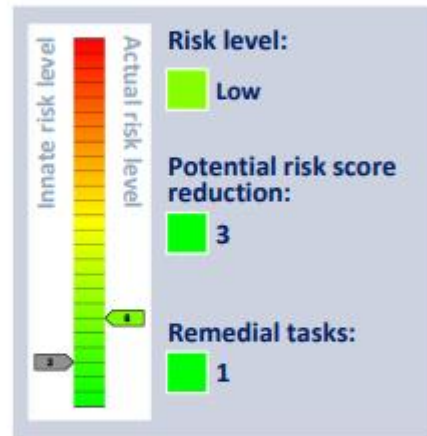
- Very low
- Risk score as low as possible
- No remedial tasks

A vertical risk level scale with 10 steps. The top step is red (level 10), and the bottom step is green (level 1). A green arrow points to level 1, and a grey arrow points to level 2.

# Gates



# General Surface



## Maintenance Finding

### Description

Mole hills present.

### Tasks

Eliminate.

**Risk level:**

Low

**Risk score:**

6

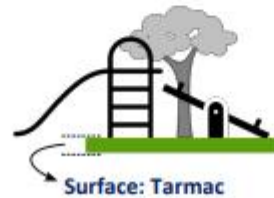
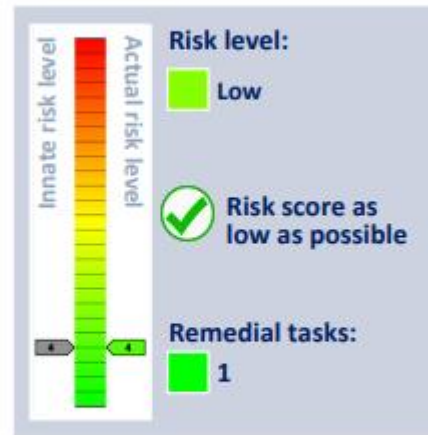
### Finding Photos



# Pathway - Timber Decking



## Pathways - Bitmac



## Maintenance Finding

### Description

The surface is cracking.

### Tasks

Repair.

### Note

At willow tunnel.

**Risk level:**

Low

**Risk score:**

4

### Finding Photos





# Planting - Border / Willow Tunnel



## Seating - Mixed



## Maintenance Finding

### Description

Bird fouling present.

### Tasks

It is recommended that playground equipment be regularly checked for bird fouling - if found, the affected items should be cleaned with a disinfectant solution.

### Note

Recommend moving accessible bench from under the tree.

### Finding Photos



### Risk level:

**Medium**

### Risk score:

**8**